

What's New

in J2J NAICS3, PSEO, OnTheMap, VEO, and plans for the future

May 2024

Keith Bailey, Andrew Foote, Heath Hayward
Center for Economic Studies, U.S. Census Bureau

Any opinions and conclusions expressed herein are those of the author and do not represent the views of the U.S. Census Bureau. All tables and figures use data that is publicly available.

Updates!

- NAICS3 J2J
- PSEO
- VEO
- LODES
- Partnerships
- LED Snapshot
- Application Updates
- Frames
- Upcoming Development

J2J NAICS3

J2J NAICS3 release Monday

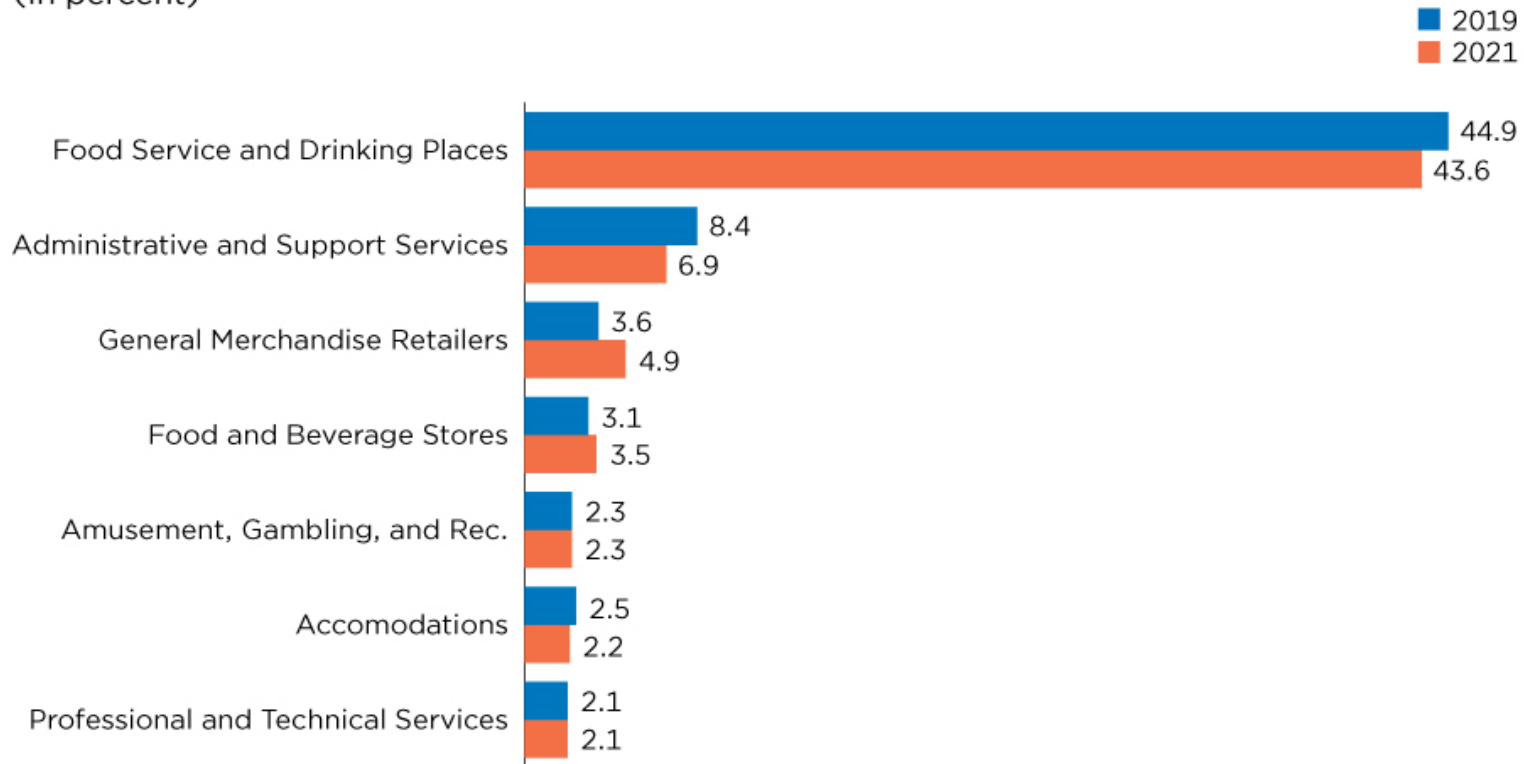
- State by NAICS subsector job-to-job flows
- PDF of EE transitions available for top-line summaries
- Full time series of J2J data also available for download on the website:
https://lehd.ces.census.gov/data/j2j_subsector_research.html
- Accompanying America Counts story:
<https://www.census.gov/library/stories/2024/05/great-reshuffling.html>

The Great Reshuffling

Figure 2.

Top Destination Industries of Workers Leaving Jobs in Food and Drinking Places: 2019 and 2021

(In percent)



Source: U.S. Census Bureau, Job-to-Job Flows data. All statistics are calculated as shares of total job-to-job flows into each 3-digit NAICS industry.

Post-Secondary Employment Outcomes (PSEO)

PSEO Updates

- We now have over 800 institutions in PSEO
- Added 6 new systems in June 2023
- Added state-level aggregations of earnings (i.e. earnings for graduates from Ohio with a bachelors in engineering)
- Signed 7 new partners in the past year as well

LEHD Origin-Destination Employment Statistics (LODES)

LODES

2020 released in April 2023

- 8.0 version of LODES
- Recast all historical LODES years into 2020 Census blocks

2021 released in November 2023

- All partner states were included (no AK, AR, and MS)
- Folded in Hawaii public sector data
- Improved Quality Assurance/Control methodology

Productionizing LODES and its Challenges

- Inputs can be delayed and can change format
- ECON directorate has brought more resources to bear
- Moving from research to production will improve reliability and allows for a more predictable release cadence

Partnerships

Local Employment Dynamics Partnership

- Welcome back, Arkansas!
- Approval to negotiate ten-year LED MOUs

PSEO Partnerships – 40 as of May 7, 2024

- Welcome: Western Governors University
University of Wyoming
West Virginia Higher Education Policy Commission
Illinois Community College Board
Bryant University
South Dakota Board of Regents

BLS Partnerships

- JOLTS-J2J Joint Statistical Research
- OEWS

LED Snapshot

Updated Snapshot available in FSRDC

- Streamlined the documentation (<https://lehd.ces.census.gov/data/lehd-snapshot-doc/latest>)
- Snapshot will now have an annual release
- Reduced the number of files in the snapshot, but increased the ease of use of those files
- Released 2022 Snapshot last December, with minor effort to update.
- Remains an incredible resource for internal and external researchers!

Application Updates



OnTheMap for Emergency Management

- Released three updates: 4.7, 4.23.1, 4.23.2
- Updated ACS (2017-2021), Decennial (2020), and LODES (2021) tabulations

PSEO Explorer

- Released two updates: one to add data for six new PSEO partners, the other added state aggregations
- Streamlined process of adding new state systems/institutions

BDS Explorer

- Added new BDS (2021) tabulations and normalization functionality
- Added easy access for Federal Regional Commission counties

Data Type
<input checked="" type="radio"/> Earnings <input type="radio"/> Flows
State
Colorado ▾
Institution
All Partner Institutions in Colorado ▾
Degree Level
Baccalaureate ▾
Graduation Cohort
All Cohorts ▾
Compare Earnings by
<input checked="" type="radio"/> Time <input type="radio"/> Percent
Earnings-percentile Filter
<input type="checkbox"/> 25 <input checked="" type="checkbox"/> 50 <input type="checkbox"/> 75
Legend
1 Years Postgrad <input type="checkbox"/>
5 Years Postgrad <input type="checkbox"/>
10 Years Postgrad <input type="checkbox"/>

OnTheMap

- 6.23.1: updated to LODES 2020, 2021 TIGER/Line, transitioned from 2010 Decennial Blocks to 2020 Decennial Blocks
- 6.23.2: added "Previous Geography" to Start tab, improved import functionality, and other small fixes
- 6.23.3: updated 2021 LODES data
- 6.23.5: updated to road reference layer, improved geography import, improved analysis titles and chart labeling
- 6.24.1: redesigned Identify Tool, added firm/worker detail to Summary Report for Area Comparison and Destination Analyses

United States[®]
Census
Bureau

OnTheMap

Destination Analysis

Workers: Employed in Bowie city, MD
Showing: Residential locations grouped by Places (Cities, CDPs, etc.)

▼ Display Settings

Labor Market Segment Filter ⓘ [All Workers](#)

Number of Results ⓘ Top 10 ▼

Year ⓘ 2021 ▼

▼ Map Controls ⓘ

Color Key

Thematic Overlay

Spoke Overlay

Selection Outline

Identify [Zoom to Selection](#)

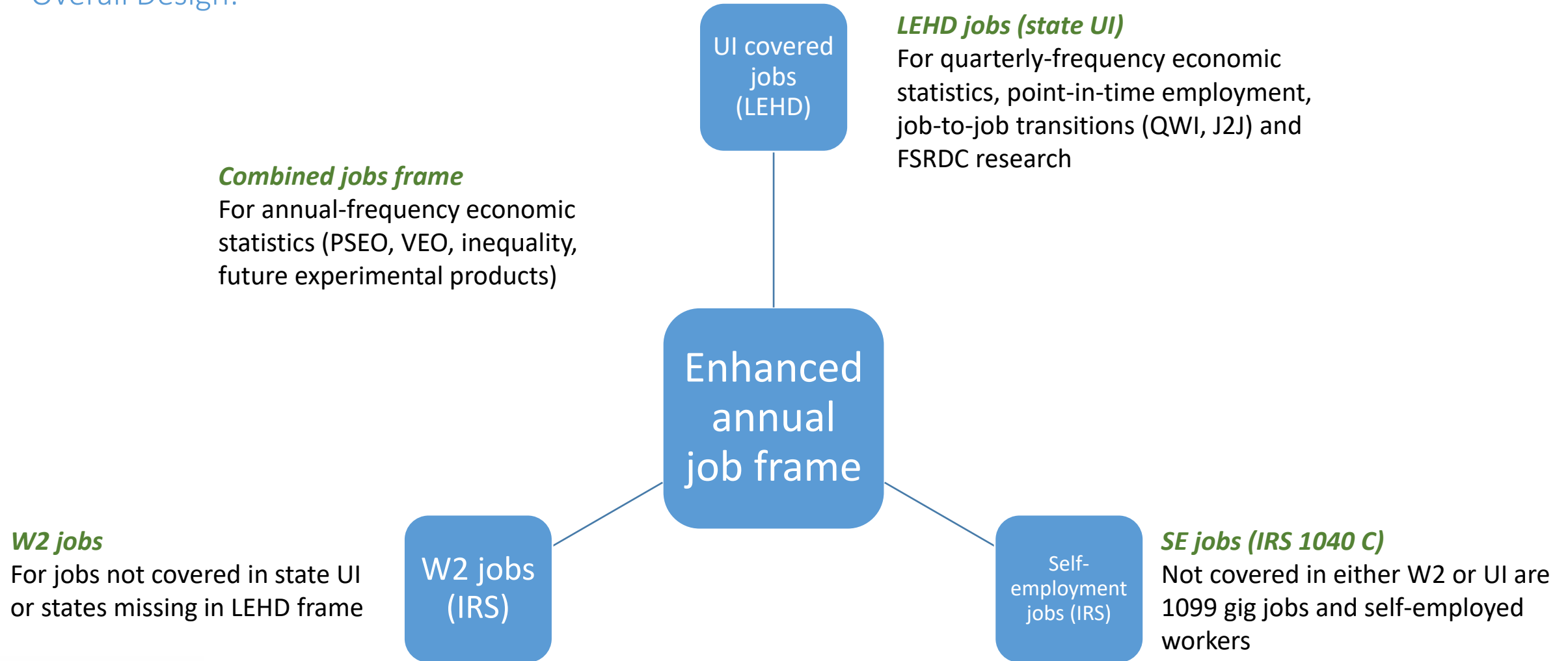
[Clear Overlays](#) [Animate Overlays](#)

OnTheMap Demo!

Frames

Enhanced Job Frame

Overall Design:



Enhanced Job Frame

Future anticipated use cases

Fully national jobs frame covering all wage & salary jobs + gig and self-employment:

- New input data for statistical products like PSEO
- True metro-area statistics (difficult with voluntary state frame as many metro areas cross state boundaries)
- Stable provision of national employment indicators (avoid data delays when many MOUs expire at once)

Better business list comparisons:

- Use W2-UI links to improve Census Business Frame, with more timely QCEW information

Could potentially create a quarterly combined frame, allowing for more high-frequency statistics:

- 90% of wage and salary jobs can be matched to quarterly LEHD, could impute the rest

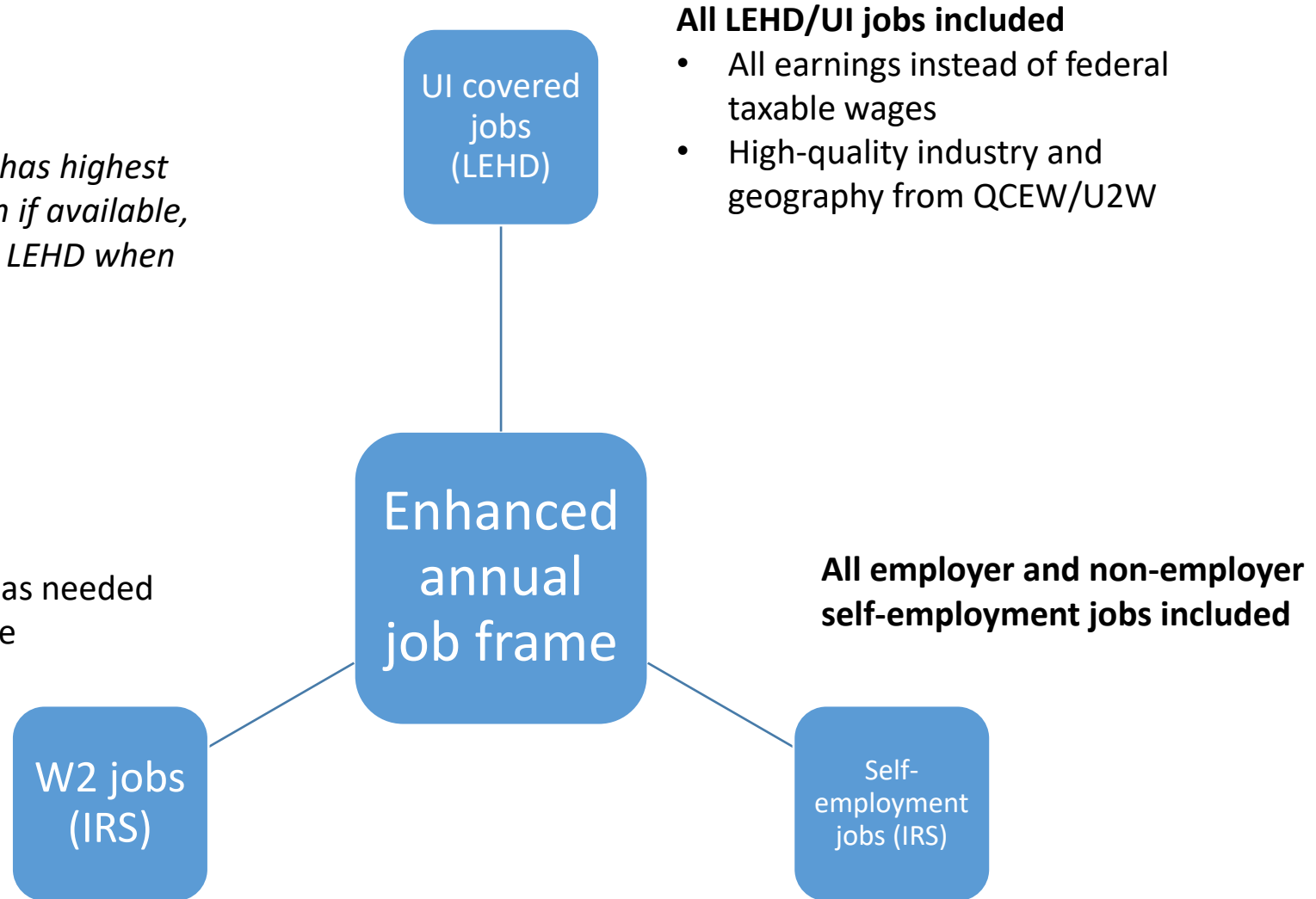
Enhanced Job Frame

Our approach:

Because LEHD usually has highest quality job information if available, our approach is to use LEHD when can, W2 job otherwise

W2-only records only

- Add W2 records only as needed to complete the frame



Big Frames Updates

- Prototype W2 Frame to be done in October 2024
- Working paper coming out discussing the U2W imputation
- FY2025 will be focused on integrating Frames
- Planning development of a data product about Self-Employment Dynamics

What's Next!

Upcoming application development

- LODES in the Extraction Tool
 - Grab only the blocks and characteristics you want from the raw LODES files

The United States Census Bureau LED Extraction Tool

LEHD Home Help and Documentation

Welcome to the LED Extraction Tool!

The QWI, LODES, and J2J data products are available via the links below. Select from one of four data types to begin building a J2J data query. See the following links for more information on these data products:

- <https://lehd.ces.census.gov/data/#qwi>
- <https://lehd.ces.census.gov/data/#lodes>
- <https://lehd.ces.census.gov/data/#j2j>

Quarterly Workforce Indicators (QWI)

All QWI Measures

LEHD Origin-Destination Employment Statistics (LODES)

Area Characteristics (query the RAC/WAC data)

Origin/Destination (query the OD data)

Job-to-Job Flows (J2J)

Job Flows (select both Origin and Destination characteristics)

Hires (select only Destination characteristics)

Separations (select only Origin characteristics)

Job Stayers/Employment

J2J Note: Counts, Rates, and Earnings measures are available when selecting Hires or Separations query types. Counts and Earnings measures are available when selecting Job Flows or Job Stayers/Employment.

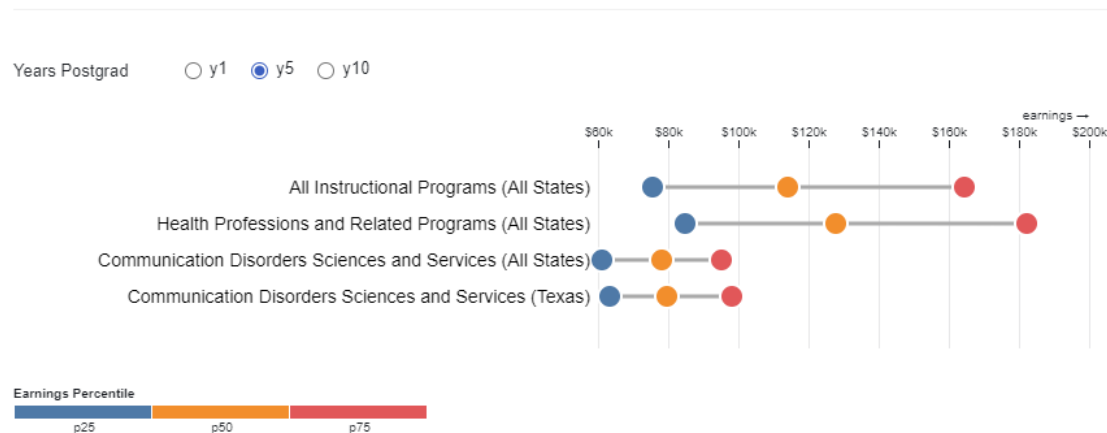
Accessibility | Information Quality | FOIA | Data Protection and Privacy Policy | U.S. Department of Commerce | Census Home
Source: U.S. Census Bureau, Center for Economic Studies, LEHD | e-mail: CES.QWI.Feedback@census.gov

Upcoming application development

- PSEO Explorer
 - Short-term - make the tool more mobile friendly
 - Longer-term - redesign to allow for:
 - More narrative style
 - More comparisons thanks to additional aggregations
 - Additional entry points based on user profile (student, administrator, counselor)

Data: Margins

Earnings for Grads with a Doctoral - Professional Practice degree



Upcoming data releases

LODES 2022 coming in Fall 2024

- Arkansas likely to be included and eventually backfilled with missing years (2019-2021)
- Will be added to OnTheMap with 2023 TIGER/Line geovintage

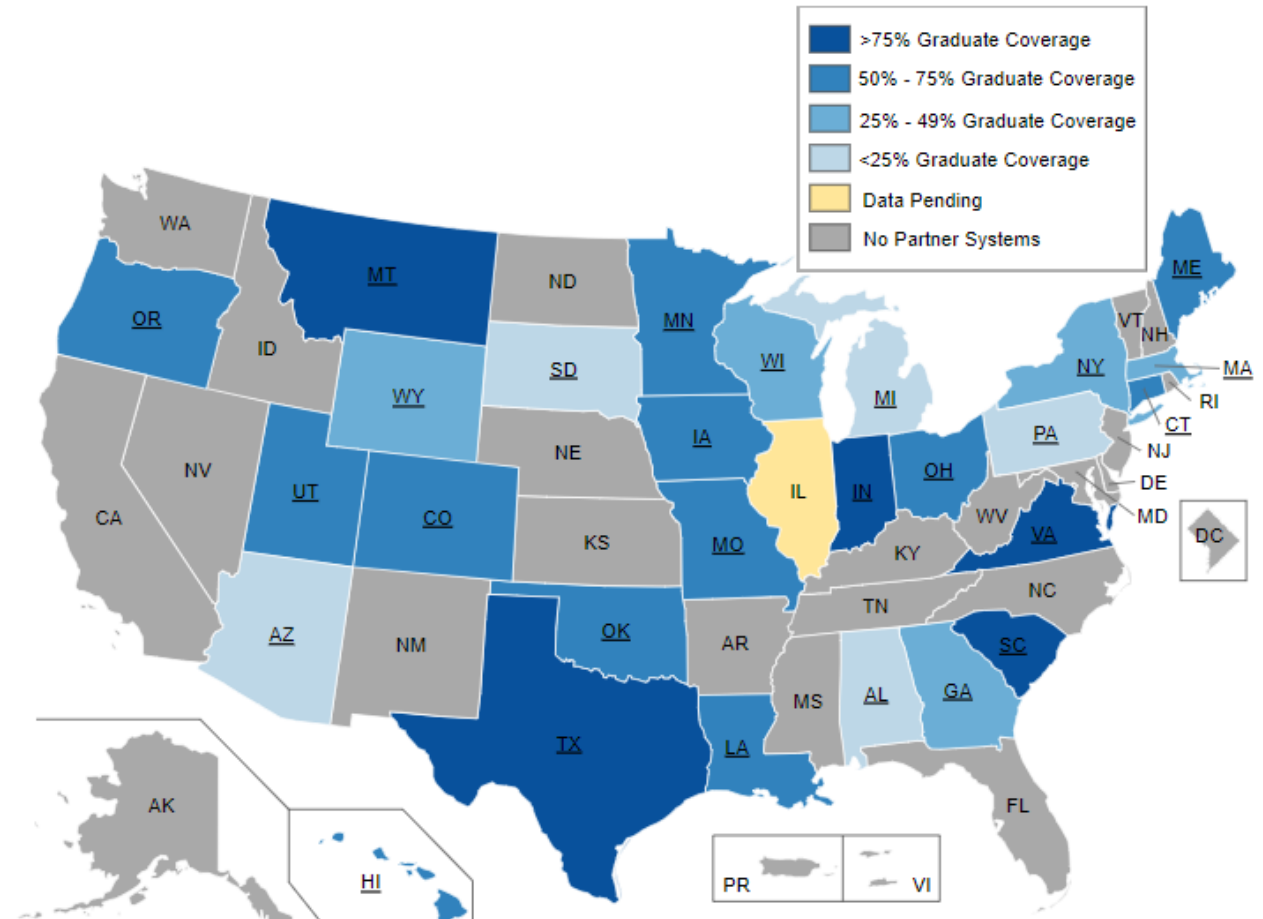
OnTheMap for Emergency Management

- ACS 2019-2023 5-year estimates to be added to the tool in early 2025
- LODES 2022 data added into OTM-EM at the same time

Upcoming data releases

Upcoming PSEO Systems for June 2024

- Western Governors University
- Illinois Community College Board
- Illinois Board of Higher Education
- West Virginia Higher Education Policy Commission
- Bryant College (RI)



What's Next for PSEO

- 5 new systems to be released in June 2024
- Work on expanded statistics including earnings by race/ethnicity and gender
- Updated flows data that include state x industry flows

Veterans Employment Outcomes

New DoD Data Allows Release of VEO for:

- Air Force
- Navy
- Coast Guard
- Marine Corps
- Army (additional years)

We expect a new VEO release this calendar year!

Upcoming product development

- Unemployment Insurance Claims (UIEO)
 - 7 states have provided us with Unemployment Insurance claims, which will allow us to look at employment outcomes of those who file claims.
- Formerly Incarcerated Employment Outcomes (FIEO) coming along

Solicitation of Feedback

Help us help you!