

Connecticut Earnings Inequality and Job-to-Job Flows

2017 LED Partnership Workshop
Session 2 – State and Local Uses of LED Data

Patrick J. Flaherty, Assistant Director of Research

Connecticut Department of Labor

September 11, 2017 – Suitland, Maryland

Outline

1 Earnings Inequality

- Motivation
- Connecticut Results from QWI

2 Job to Job Flows

- By Sector / By Age / By State
- Interstate for High Paying & Low Paying Sectors

Outline

1 Earnings Inequality

- Motivation
- Connecticut Results from QWI

2 Job to Job Flows

- By Sector / By Age / By State
- Interstate for High Paying & Low Paying Sectors

Outline

1 Earnings Inequality

- Motivation
- Connecticut Results from QWI

2 Job to Job Flows

- By Sector / By Age / By State
- Interstate for High Paying & Low Paying Sectors

Topic of Great Interest

Five Connecticuts: Disparities Persist, Continue to Adversely Impact State's Children

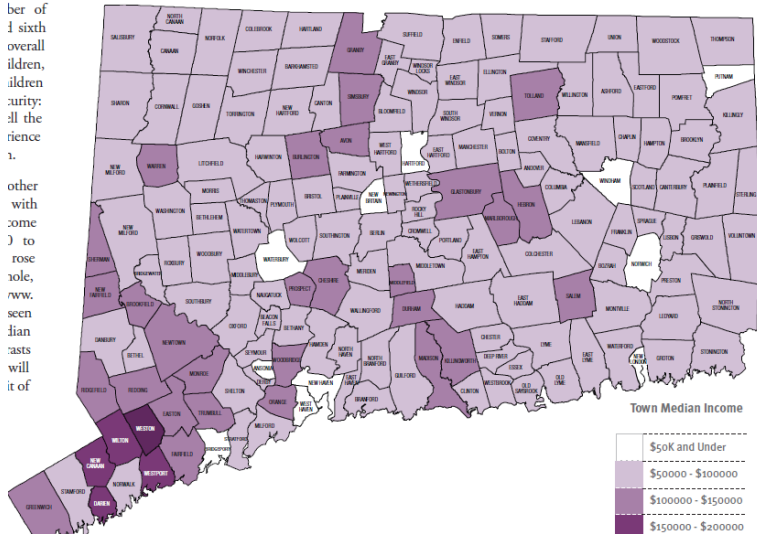
on 05/17/2017 · in [CHILDREN](#), [COMMUNITY](#), [DEMOGRAPHICS](#), [EDUCATION](#), [HEALTH](#)

Kids Count Special Report

≈ U.S.,
ber of
d sixth
overall
ildren,
ildren
urity:
all the
rence
1.

other
with
come
to
rose
role,
www.
seen
lian
rasts
will
it of

Connecticut Median Income, by Town



Earnings Inequality Statistics from the LEHD

James R. Spletzer
U.S. Census Bureau

C2ER (Council for Community and Economic Research)
February 15, 2017

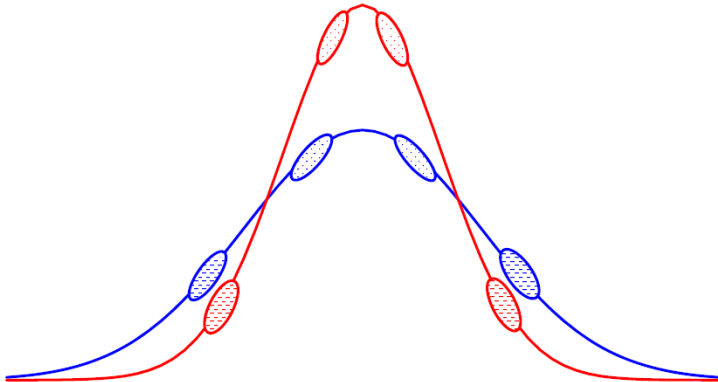


U.S. Department of Commerce
Economics and Statistics Administration
U.S. CENSUS BUREAU
census.gov

www.c2er.org/ledwebinars

Variance Growth

Example: all growth is across firms, none within firms



Outline

1 Earnings Inequality

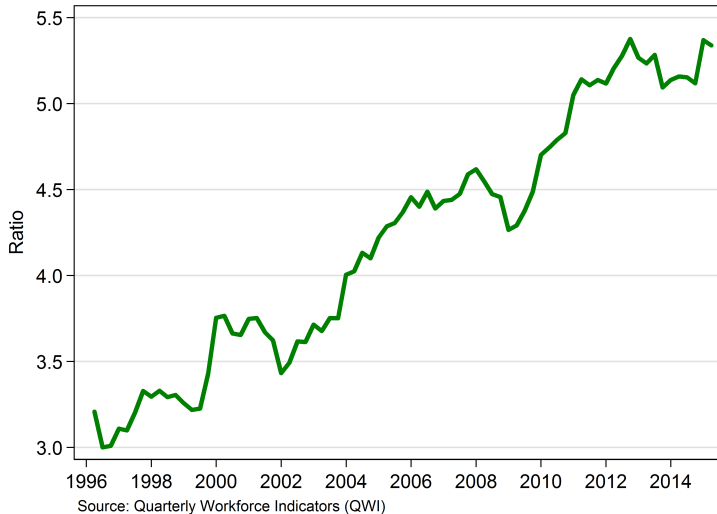
- Motivation
- Connecticut Results from QWI

2 Job to Job Flows

- By Sector / By Age / By State
- Interstate for High Paying & Low Paying Sectors

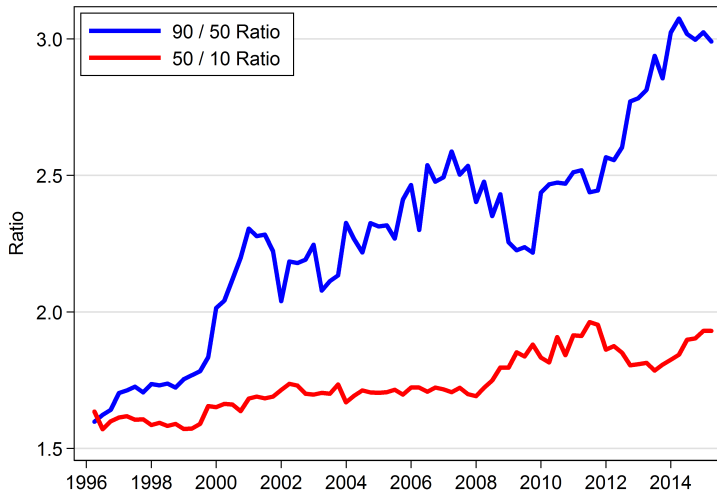
Connecticut Wage Ratio

Earnings of 90th Percentile Industry / 10th Percentile Industry



Wage Ratio – CT Men Age 45 to 54

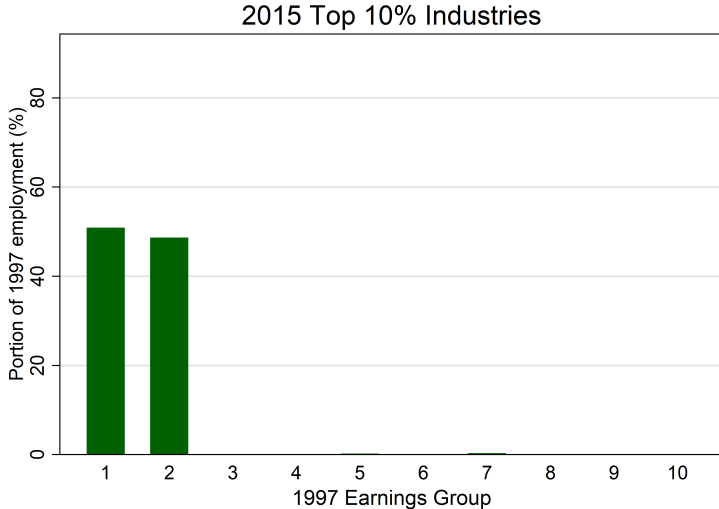
Earnings of 90th, 50th & 10th Percentile Industries



Source: Quarterly Workforce Indicators (QWI)

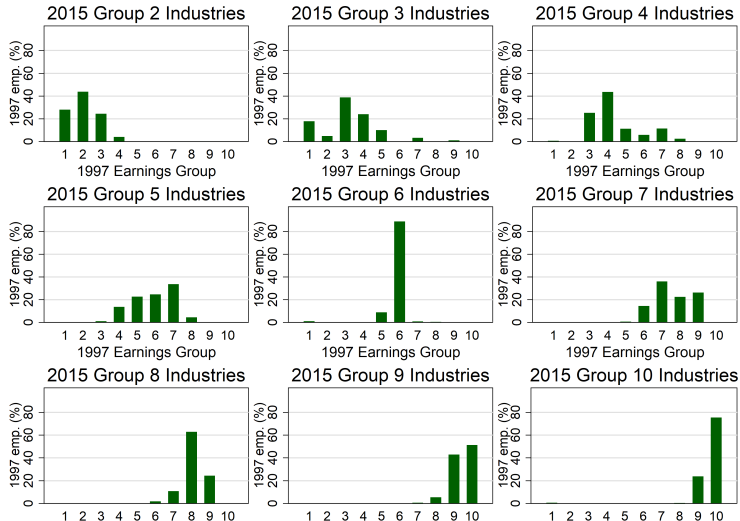
Persistence

High Paying Industries Remain High Paying



Persistence

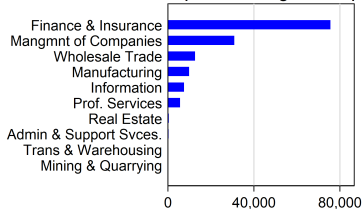
And Low Paying Industries Remain Low Paying



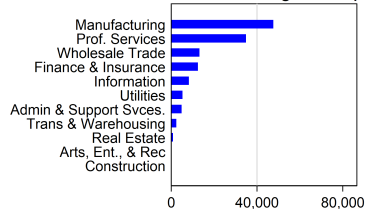
Employment Concentration

Highest Paying and Lowest Paying Industries Are In Particular Sectors

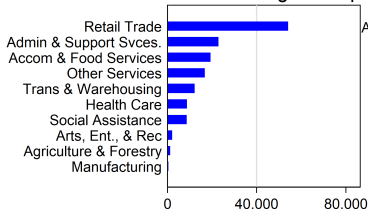
Top 10% Wage Group



2nd 10% Wage Group



9th 10% Wage Group



Bottom 10% Wage Group



Outline

1 Earnings Inequality

- Motivation
- Connecticut Results from QWI

2 Job to Job Flows

- By Sector / By Age / By State
- Interstate for High Paying & Low Paying Sectors

Outline

1 Earnings Inequality

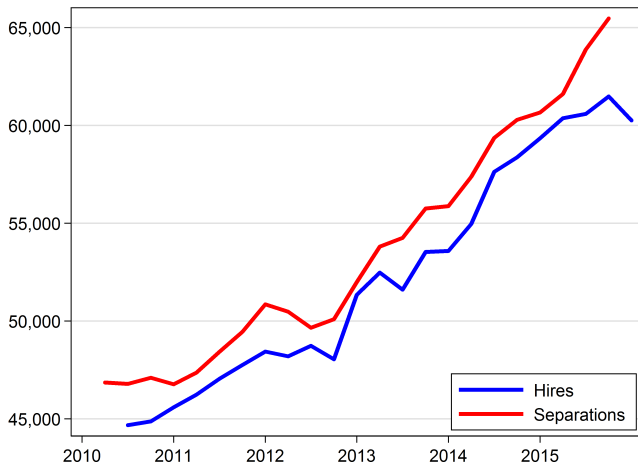
- Motivation
- Connecticut Results from QWI

2 Job to Job Flows

- By Sector / By Age / By State
- Interstate for High Paying & Low Paying Sectors

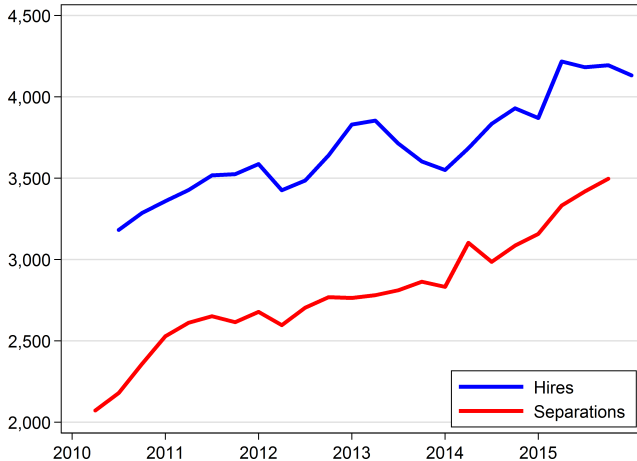
Connecticut Job to Job Flows

All Industries



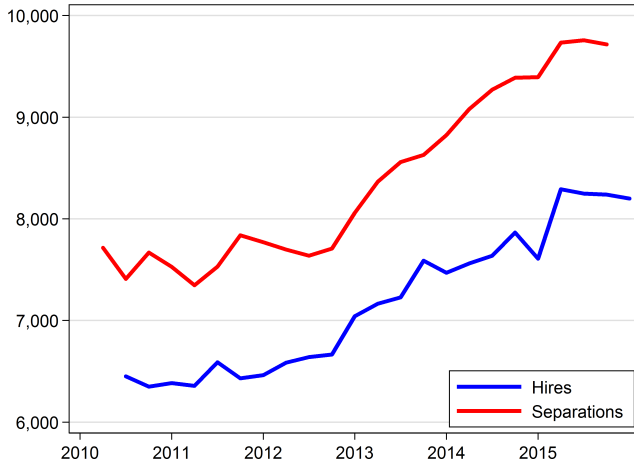
Connecticut Job to Job Flows

Manufacturing



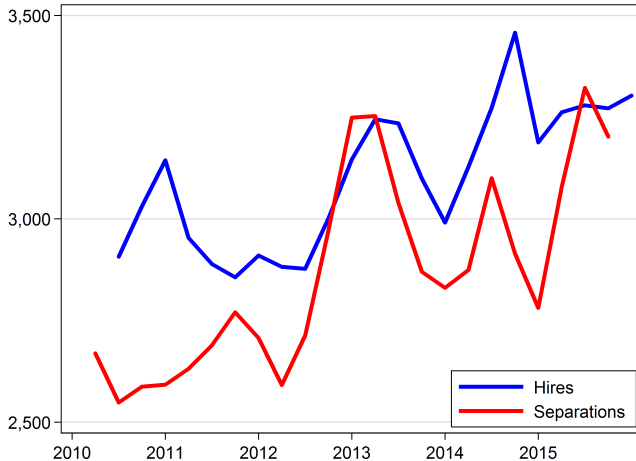
Connecticut Job to Job Flows

Retail



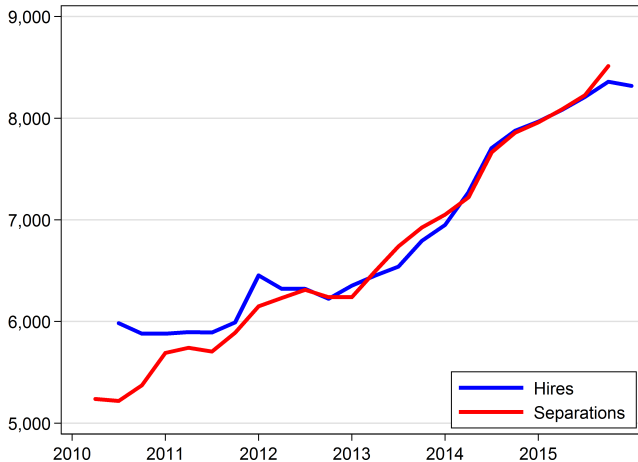
Connecticut Job to Job Flows

Finance & Insurance



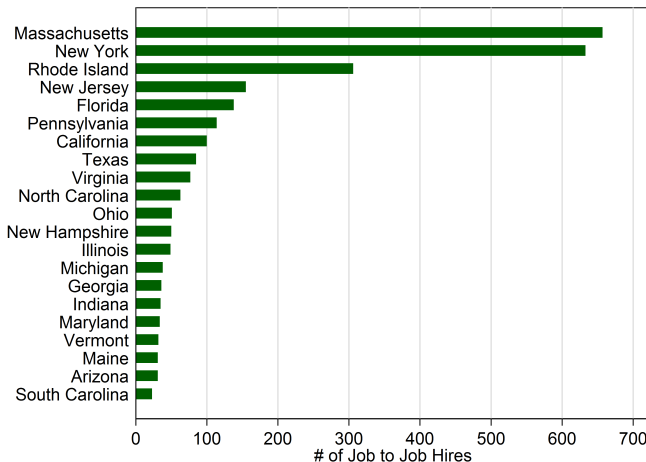
Connecticut Job to Job Flows

Health Care & Social Assistance



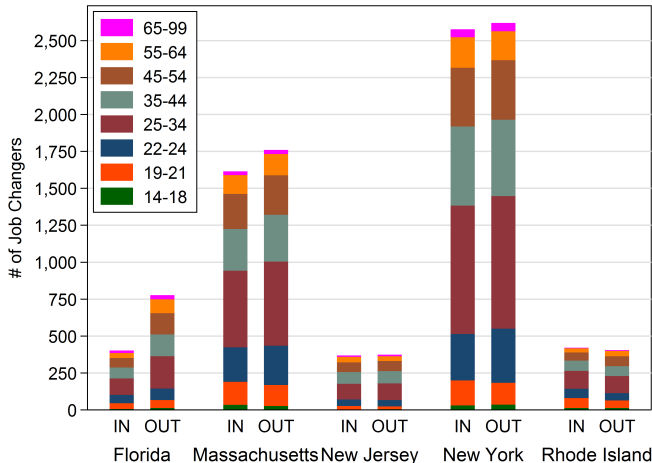
Connecticut Manufacturing

Job to Job Hires from Other States – 2015



Job Changers Into or Out of Connecticut

Average Per Quarter, 2015 – Selected States – By Age Group



Outline

1 Earnings Inequality

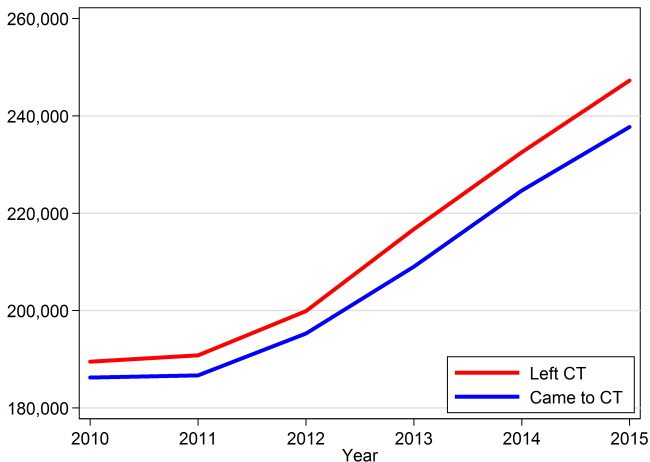
- Motivation
- Connecticut Results from QWI

2 Job to Job Flows

- By Sector / By Age / By State
- Interstate for High Paying & Low Paying Sectors

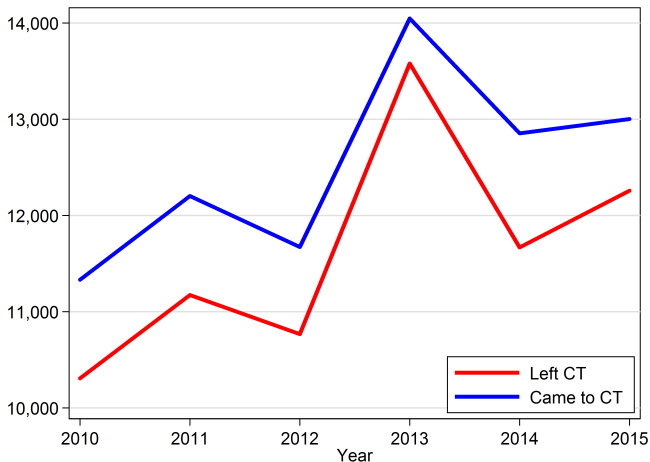
Job Changers Into or Out of Connecticut

All Industries



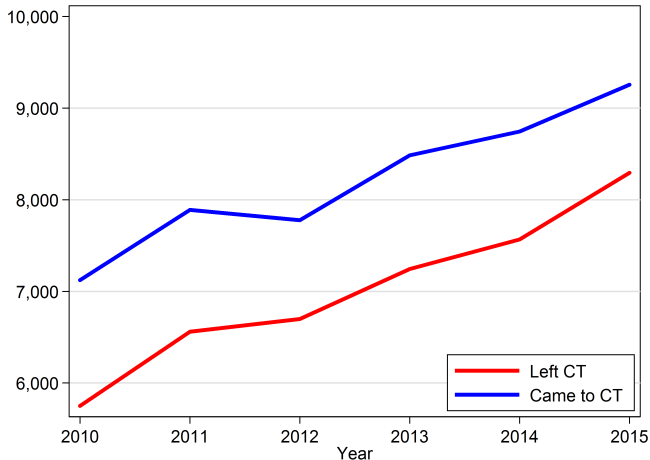
Job Changers Into or Out of Connecticut

Finance & Insurance

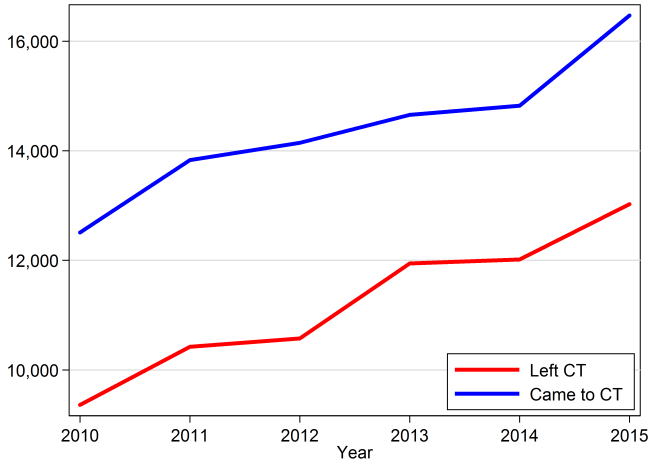


Job Changers Into or Out of Connecticut

Wholesale Trade

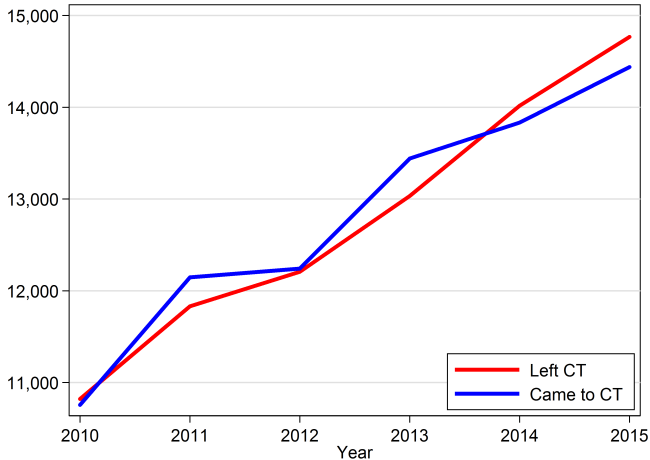


Job Changers Into or Out of Connecticut Manufacturing



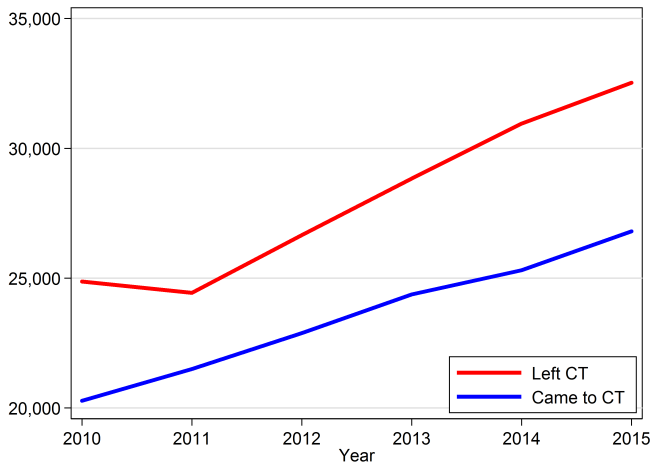
Job Changers Into or Out of Connecticut

Professional, Scientific, & Technical Services



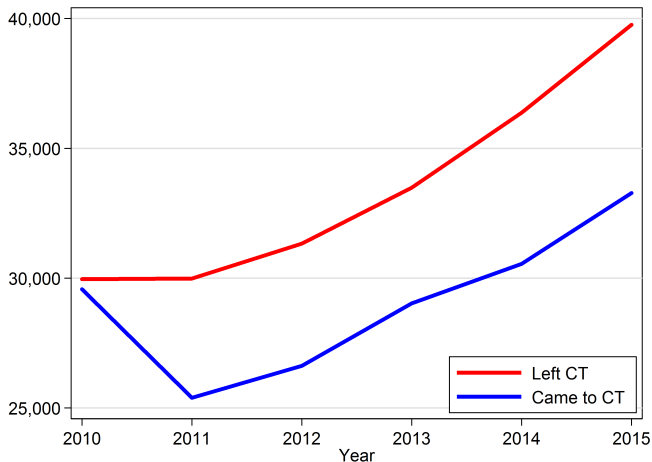
Job Changers Into or Out of Connecticut

Accommodation & Food Service



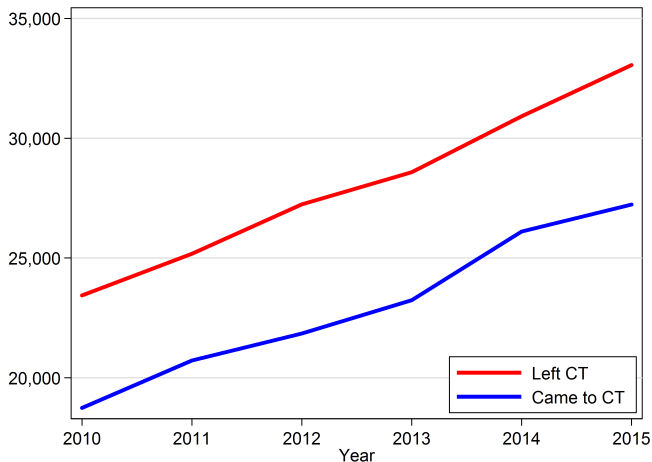
Job Changers Into or Out of Connecticut

Retail Trade



Job Changers Into or Out of Connecticut

Administrative & Support & Waste Management & Remediation Services



Connecticut Dept. of Labor Office of Research

Patrick J. Flaherty, Assistant Director of Research
Office of Research, Department of Labor
200 Folly Brook Blvd.
Wethersfield, CT 06109

Patrick.Flaherty@ct.gov
860-263-6281

www.ct.gov/dol

Shameless self-promotion:

www.Facebook.com/pjflaherty1 & www.Facebook.com/CTLMI

Twitter: @PatrickUConn & @Research_DOL